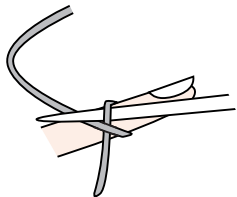
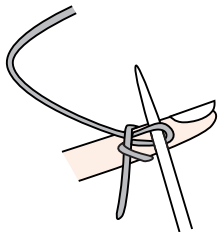



MAKING A SLIP KNOT



- 1 Wind yarn around your finger, with the short tail underneath the end coming from the ball. Insert needle under the short end but over the longer end.



- 2 Draw a loop through.



- 3 Slip yarn off finger and gently tighten loop on needle.