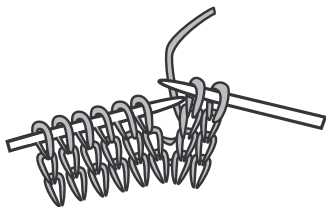
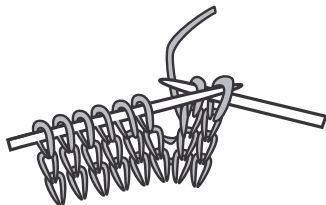


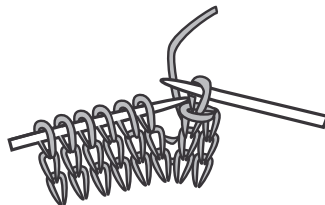
CASTING OFF



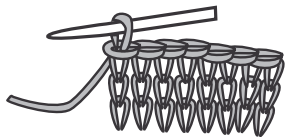
- 1 Knit 2 stitches.



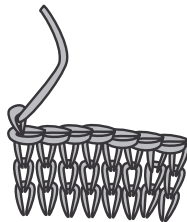
- 2 Insert tip of left-hand needle into first of these stitches.



- 3 Lift the first stitch over the second stitch and off the needle.



- 4 Knit another stitch onto right-hand needle, then repeat steps 2 and 3. Repeat steps 2, 3 and 4 until you have only one stitch left (on the right-hand needle).



- 5 Break the yarn leaving an end approx 10cm long, thread the end through the last stitch and pull tight.