

Coral Scarf



Materials

- 1 x 100g hank Panda Coral
- one pair of 5.50mm knitting needles
- sewing needle and matching thread

Note – The scarf will lengthen when worn causing it to become a little narrower.

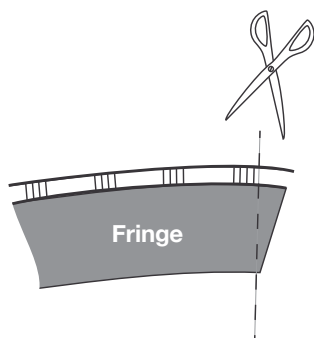
Our pictured scarf is worked with 3 stitches: working with more stitches will create a scarf that is wider but shorter.

Scarf

Remove the ball band, unfold the hank onto a table top (or place it on a yarn swift), then remove all ties.

Wind **Coral** into a ball or around a cardboard tube. The edge without the long fringe is the edge that is used for knitting. Each rectangular “box” along this unfringed edge will become a stitch.

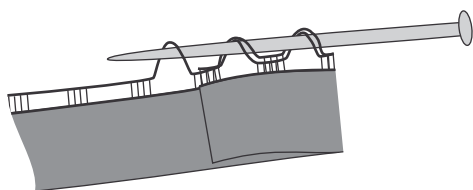
If necessary trim the end of the yarn to create a complete box.



To Cast On –

To create a neat edge, fold the end over so that the first 2 boxes exactly overlap the next 2 boxes.

Holding a 5.50mm needle in your right hand and the folded end of **Coral** in your left hand, slip each of the double boxes onto the needle (inserting needle from the back), then add 1 more single thickness box ... total of 3 stitches.



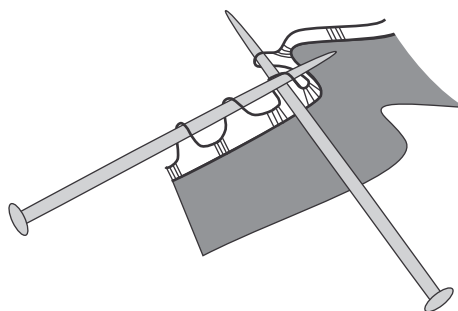
Swap needle with stitches to your left hand.

1st row – Insert right-hand needle into first stitch, wrap edge of next box around tip of right hand-needle and knit in the usual way, repeat for each stitch (working each doubled box as a single stitch).

Knit every row in this manner until almost all yarn is used up (5 edge boxes are required for casting off).



Note – If you find a break or knot in the yarn and need to join in a new end – trim ends to make complete boxes, overlap ends by 3 boxes, then knit these as single boxes to complete the changeover.



To Cast Off –

Knit first stitch, cut yarn after 4th remaining box, fold the end over to create 2 double boxes (as before), cast off 2 stitches ... one stitch remaining on right-hand needle.

Using needle and thread, sew to secure final stitch.



Level 7
409 St Kilda Road
MELBOURNE VICTORIA 3004
A.B.N 85 055 366 590

T +61 3 9380 3888
F +61 3 9820 0989
www.pandayarns.com.au

This publication is protected by copyright. Reproduction in any form (including photocopying) without prior permission from Australian Country Spinners will lead to proceedings being brought to restrain any infringement. We have made every effort to ensure that these instructions are accurate and complete. We cannot however be responsible for variations in individual work, human error, typographical mistakes or if yarn other than the recommended Panda yarn is used.



For Australian residents -
If you need help with your pattern,
please phone 03 9380 3888
or Toll Free 1800 337 032
(9am to 4pm Mon - Fri E.S.T.)