



#myknittingrules

Cleckheaton  
**country 8 ply**  
MADE IN COUNTRY VICTORIA AT  
*Wangaratta Woollen Mills*

# Start your *knitting* addiction

**Get started with this easy pattern to knit your own slouchy beanie in 100% Australian Cleckheaton Country 8 ply.**

You will need 1 ball each of 3 colours, a pair of 4mm knitting needles and a pom pom maker. This beanie pattern comes in two styles - standard as main pic and slouchy as inset pic. It fits a head circumference of approx 56cm. Start with 1st colour and cast on 102 sts.

**1st row** - K2, \* P2, K2, repeat from \* to end.

**2nd row** - P2, \* K2, P2, repeat from \* to end. Repeat 1st and 2nd rows 4 times, increasing 8 sts evenly in last row ... 110 sts and 10 rows rib. Working in stocking st for remainder (knit 1 row, purl 1 row), work 6 rows for standard beanie or 18 rows for slouchy beanie. Change to 2nd colour for remainder and continue until beanie measures 12cm for standard beanie or 17cm for slouchy beanie, from beginning, ending with a purl row.

**Shape Crown -**

**1st row** - K12, sl 1, K1, pss0, (K1, K2tog, K2, sl 1, K1, pss0) 3 times, K1, K2tog, K12 ... 102 sts.

**2nd and every following alternate row** - Purl.

**3rd row** - K11, sl 1, K1, pss0, (K1, K2tog, K2, sl 1, K1, pss0) 3 times, K1, K2tog, K11 ... 94 sts.

**5th row** - K10, sl 1, K1, pss0, (K1, K2tog, K18, sl 1, K1, pss0) 3 times, K1, K2tog, K10 ... 86 sts.

**7th row** - K9, sl 1, K1, pss0, (K1, K2tog, K16, sl 1, K1, pss0) 3 times, K1, K2tog, K9 ... 78 sts.

**9th row** - K8, sl 1, K1, pss0, (K1, K2tog, K14, sl 1, K1, pss0) 3 times, K1, K2tog, K8 ... 70 sts. Continue decreasing 8 sts in every following alternate row, working one st less at each end and two sts less between decreases (as before) until 30 sts remain.

**Next row** - (P2tog) 15 times ... 15 sts.

Break off yarn, thread end through remaining sts, draw up tightly and fasten off securely.

Join side edges to form back seam. Make a pom pom in 3rd colour and attach securely to crown.



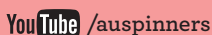
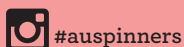
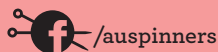
WOOLMARK

100% grown and made  
here in Australia



For knitting abbreviations, techniques and free patterns, visit our website at [cleckheaton.com.au](http://cleckheaton.com.au). Check out our **YouTube** for more inspo and tutorials.

05/16 W778



For our full colour range visit  
[cleckheaton.com.au](http://cleckheaton.com.au)