

HEIRLOOM



*Merino Magic
Medley 8 ply*

SERENADE SHAWL



SERENADE SHAWL

Easy Knitting

MEASUREMENTS

Width (approx)	150cm
Length (approx)	75cm

HEIRLOOM MERINO MAGIC MEDLEY 8 PLY 50g balls

Quantity (7087 Serenade)	10
--------------------------	----

Use only the yarn specified. Other yarns are likely to produce different results. Quantity is approximate as it can vary between knitters. Ensure all yarn is from the same dye lot.

NEEDLES AND EXTRAS

- 4.5mm (UK 7) **circular** knitting needle (60-80cm long).
- 2 stitch-holders.
- wool needle for finishing.

TENSION

19.5 sts and 36 rows to 10cm over garter st (every row knit), using 4.5mm needles. Correct tension is not essential for this shawl, however stated measurements and yarn quantity are based on this tension.

NOTE – This shawl is worked on larger needles than usually recommended for this yarn.

SPECIAL ABBREVIATIONS

yft = yarn front – Bring yarn to front between needles (purl position) without making a st.

ybk = yarn back – Take yarn to back between needles (knit position) without making a st.

SHAWL

BEG FIRST PANEL –

Using 4.5mm **circular** needle, cast on 2 sts.

NOTE – Circular needle is used to allow for the increasing number of sts. Work backwards and forwards in rows.

1st row – K1, inc in next st ... 3 sts.

2nd row – K1, **yft**, sl 2 purlways.

3rd row – K2, inc in next st ... 4 sts.

4th row – K2, **yft**, sl 2 purlways.

5th row – K2, inc in next st, knit to end ... 5 sts.

6th row – Knit to last 2 sts, **yft**, sl 2 purlways.

Rep last 2 rows 40 times ... 45 sts.

Leave sts on stitch-holder for Third Panel, break off yarn.

BEG SECOND PANEL –

With right side facing, knit up 44 sts evenly along straight side edge (one st in each garter ridge).

NOTE – Slip all sts at beg of rows purlways with yarn at front.

1st row (wrong side) – Sl 2, **ybk**, knit to end.

2nd row – Knit to last 3 sts, inc in next st, K2 ... 45 sts.

Rep last 2 rows 41 times, then 1st row once ... 86 sts.

Leave sts on stitch-holder for Fourth Panel, break off yarn.

BEG THIRD PANEL –

With right side facing, work across sts from First Panel stitch-holder as folls – K2, inc in next st, K42, then knit up 43 sts evenly along straight side edge of Second Panel ... 89 sts.

1st row (wrong side) – Knit to last 2 sts, **yft**, sl 2 purlways.

2nd row – K2, inc in next st, knit to end ... 90 sts.

Rep last 2 rows 41 times, then 1st row once ... 131 sts.

Leave sts on stitch-holder for Fifth Panel, break off yarn.

BEG FOURTH PANEL –

With right side facing, knit up 43 sts evenly along straight side edge of Third Panel, then work across sts from Second Panel stitch-holder as folls – K83, inc in next st, K2 ... 130 sts.

1st row (wrong side) – Sl 2, **ybk**, knit to end.

2nd row – Knit to last 3 sts, inc in next st, K2 ... 131 sts.

Rep last 2 rows 41 times, then 1st row once ... 172 sts.

Cast off loosely.

BEG FIFTH PANEL –

With right side facing, work across sts from Third Panel stitch-holder as folls – K2, inc in next st, K128, then knit up 43 sts evenly along straight side edge of Fourth Panel ... 175 sts.

1st row (wrong side) – Knit to last 2 sts, **yft**, sl 2 purlways.

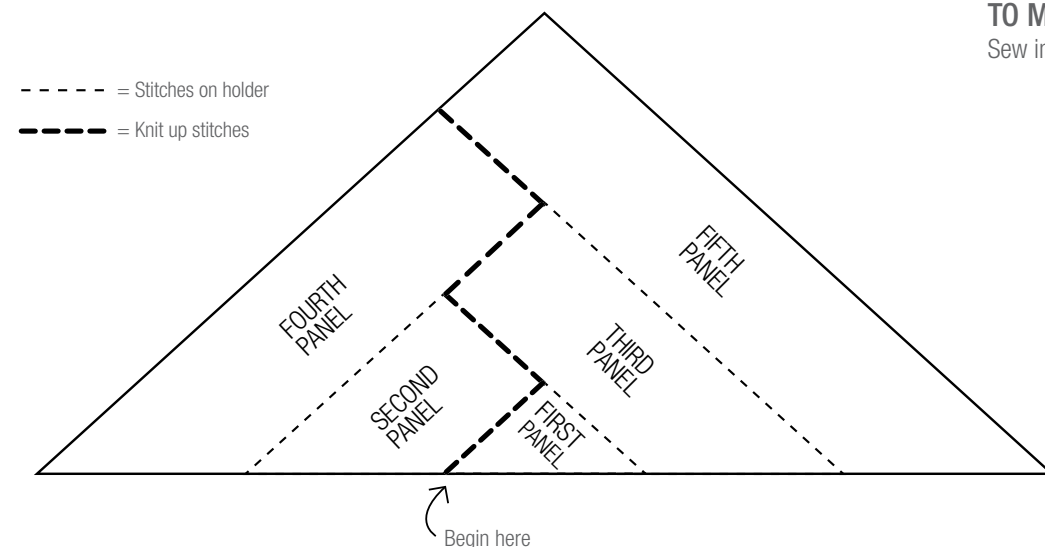
2nd row – K2, inc in next st, knit to end ... 176 sts.

Rep last 2 rows 41 times, then 1st row once ... 217 sts.

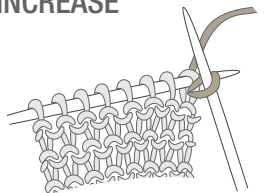
Cast off loosely.

TO MAKE UP

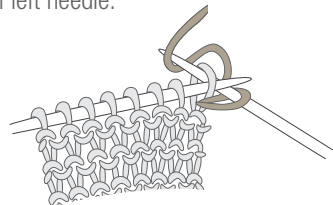
Sew in ends.



INC – INCREASE



Knit next stitch as usual, but do not slip stitch off left needle.



Knit into back of same stitch on left needle, slipping stitch off needle.
Two stitches have been made out of one stitch.

YFT – YARN FRONT



Bring yarn to front between needles (purl position) without making a stitch.

YBK – YARN BACK



Take yarn back between needles (knit position) without making a stitch.

HEIRLOOM

4 Lansell Street, Bendigo, VIC 3550

T +61 3 5442 4673

E enquiries@ausyarnco.com.au

heirloommyarn.com.au [f/ausyarnco](https://www.facebook.com/ausyarnco) [@ausyarnco](https://www.instagram.com/ausyarnco)

We have made every effort to ensure that these instructions are accurate and complete. We cannot be responsible for variations in individual work, human error or if yarn other than the recommended Heirloom yarn is used. This publication is protected by copyright. Heirloom Merino Magic Medley 8 ply is a trade mark of The Australian Yarn Company. Yarn colours shown may vary on screen or when printing this document.