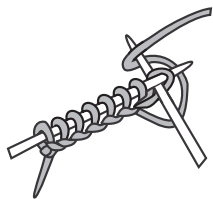
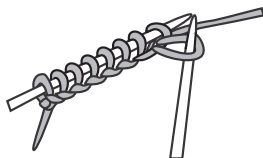


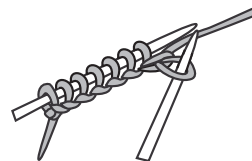
## WORKING THE KNIT STITCH



- 1 Insert needle into front of first stitch, with the right-hand needle going under the left-hand needle. Wrap yarn under, then over, the right-hand needle, working from right to left.



- 2 Draw loop through stitch on left-hand needle.



- 3 Slip stitch off left-hand needle ... one stitch knitted.



- 4 Repeat steps 1, 2 and 3 until all stitches are knitted from the left-hand needle onto the right-hand needle and the left-hand needle is empty. You have completed one row.



- 5 Turn the work around and swap hands so that the needle holding the stitches is in your left hand and the empty needle is in your right hand. Repeat steps 1 to 4 for each row, then swap needles ready for following row (step 5).